

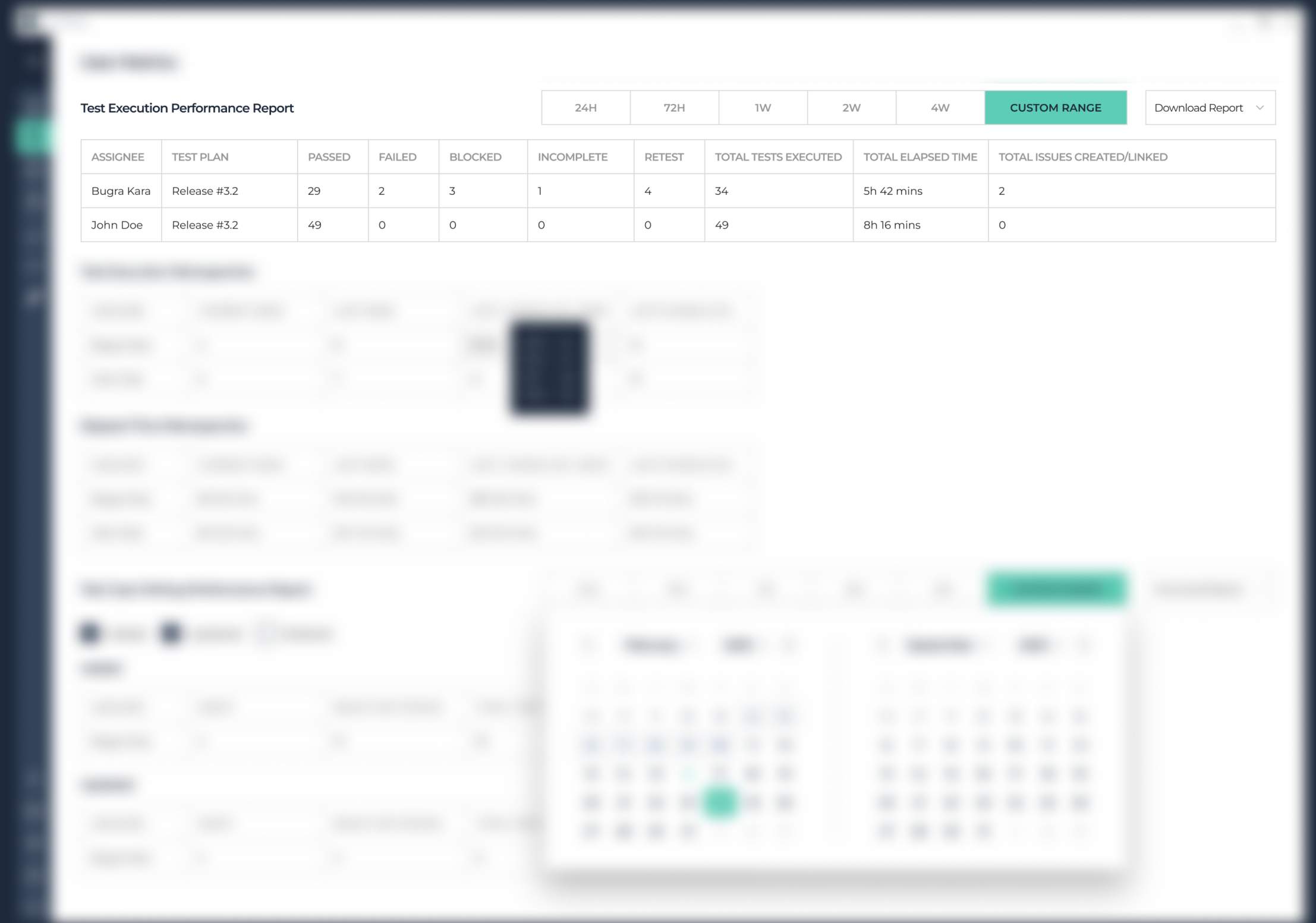


Test **F**irst

User Metrics

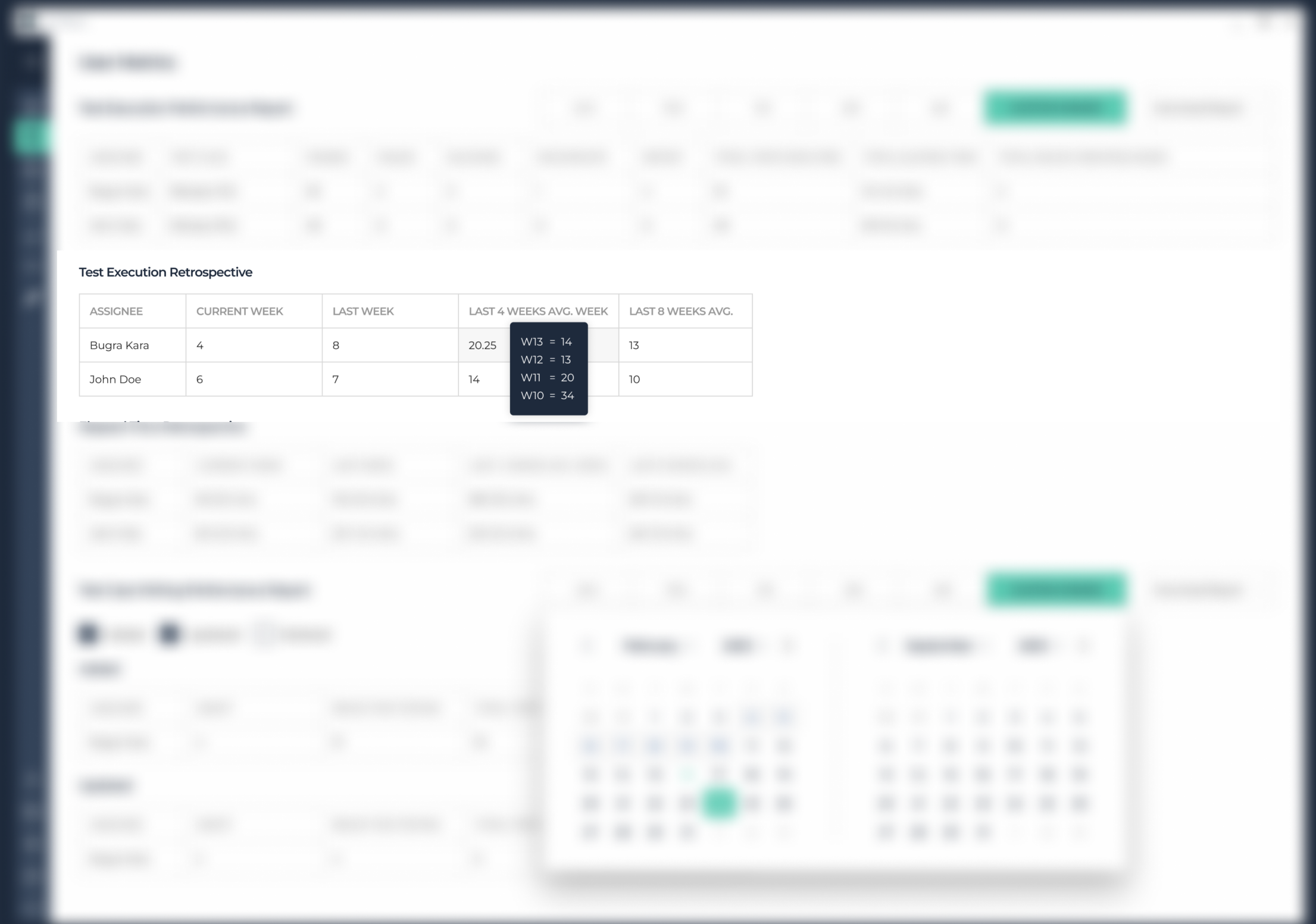
Test Execution Performance Report

Track how many tests were executed, passed, failed, blocked, and retested



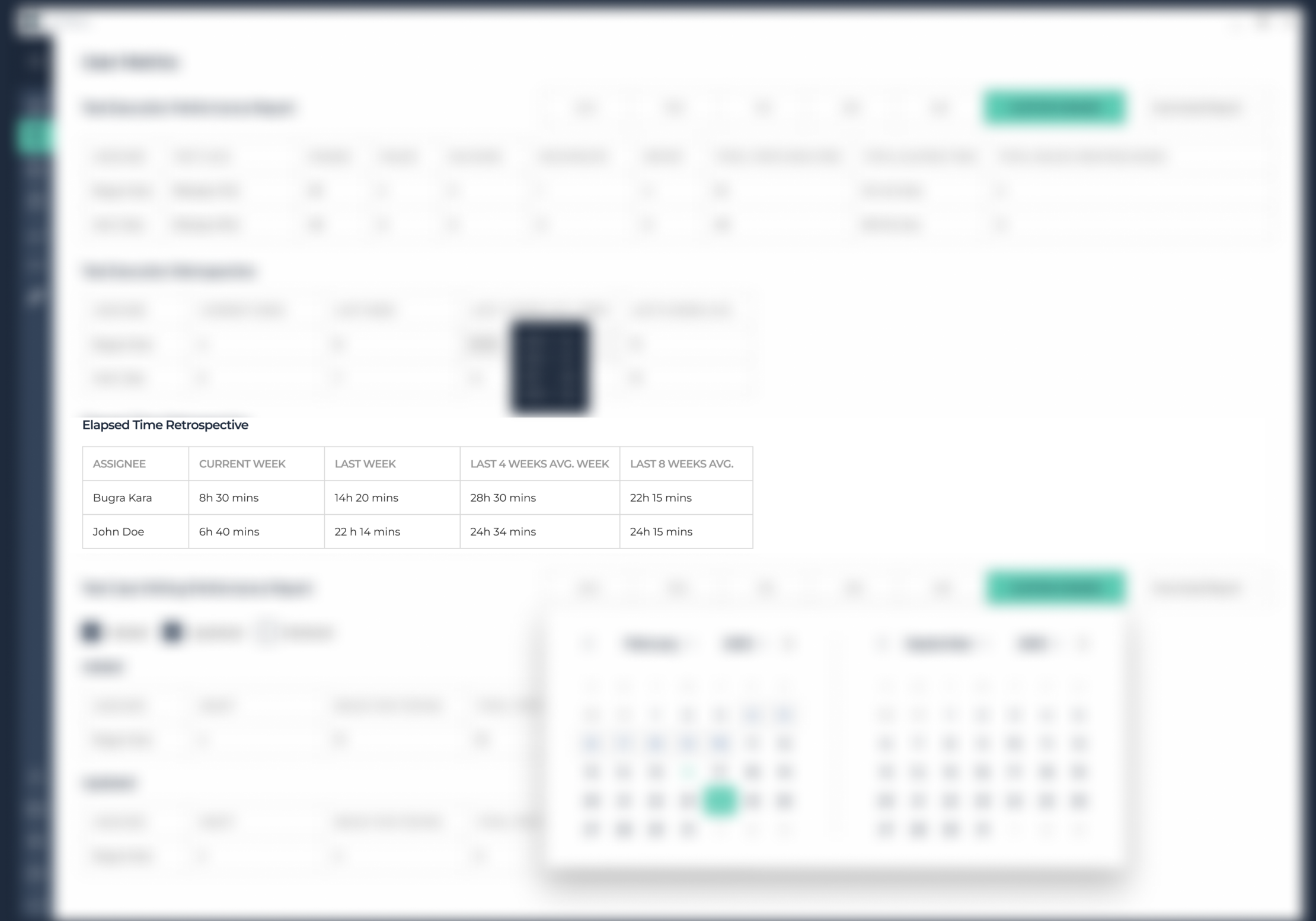
Test Execution Retrospective

Understand the past test execution performance of your team with weekly breakdowns



Elapsed Time Retrospective

See the actual time spent on test execution



Test Case Writing Performance Report

Understand who authored, updated or deleted how many tests within any time range

The screenshot shows a web application interface for a 'Test Case Writing Performance Report'. At the top, there are navigation tabs for '24H', '72H', '1W', '2W', '4W', and 'CUSTOM RANGE', with 'CUSTOM RANGE' selected. A 'Download Report' button is visible on the right. Below the tabs, there are filter checkboxes for 'Added' (checked), 'Updated' (checked), and 'Deleted' (unchecked). The report is divided into two sections: 'Added' and 'Updated'. Each section contains a table with columns for 'ASSIGNEE', 'DRAFT', 'READY FOR TESTING', and 'TOTAL TEST C'. In the 'Added' section, Bugra Kara has 4 drafts and 12 tests ready for testing, totaling 16. In the 'Updated' section, Bugra Kara has 2 drafts and 4 tests ready for testing, totaling 6. A date range selector overlay is open, showing two calendars for February and September 2023. The date 24th is highlighted in the February calendar.

Test Case Writing Performance Report

Added Updated Deleted

Added

ASSIGNEE	DRAFT	READY FOR TESTING	TOTAL TEST C
Bugra Kara	4	12	16

Updated

ASSIGNEE	DRAFT	READY FOR TESTING	TOTAL TEST C
Bugra Kara	2	4	6

24H 72H 1W 2W 4W **CUSTOM RANGE** Download Report

< February 2023 >

S	M	T	W	T	F	S
30	31	1	2	3	4	5
6	7	8	9	10	11	12
13	14	15	16	17	18	19
20	21	22	23	24	25	26
27	28	29	31	1	2	3

< September 2023 >

S	M	T	W	T	F	S
30	31	1	2	3	4	5
6	7	8	9	10	11	12
13	14	15	16	17	18	19
20	21	22	23	24	25	26
27	28	29	31	1	2	3